



sirius70

series

CLASSIC line – Good Taste and Identity.

The CLASSIC line highlights itself by its classic design and unique structure. It is defined by its elegant traces, being available in 3 basic colours – White, Ivory and Anthracite.

The beauty of the White, the deepness of the Ivory and the sensations of the Anthracite allow finding the right choice for each room.

AMBIENT line – The warmth of the colours for your favourite space.

The AMBIENT line associates itself with the vanguard art and makes the happiness and the beauty of the colours invade your favourite spaces. This range uses frames in basic colours, White and Ivory, combined with colour clips, which allows obtaining a nice set of combinations using the White, Yellow, Green, Blue and Ivory colours for the clips.

METAL line – Spaces with Personality.

The METAL line is characterized by the smooth, sensual and modern impact of the metal tones which transmit the same values to the daily environment. Without any doubt, this line is the right choice for personal and innovative rooms.

This line uses frames in basic colours White, Ivory and Anthracite, decorated with clips with Golden and Inox finishings.

WOOD line – The beauty of the natural nearby you.

The WOOD line joins the natural textures with authentic finishings of beauty and distinction. It is the perfect choice for personal and elegant rooms. This line uses frames in basic colours White, Ivory and Anthracite, decorated with clips with Cherry Tree, Walnut Tree, Beech Wood and Mahogany finishings.

CLASSIC



BR - White

AMBIENT



BM - White/Ivory

METAL



AI - Anthracite/Inox

WOOD



MG - Ivory/Mahogany

sirius70

series

CLASSIC



BR - White



MF - Ivory



AT - Anthracite

AMBIENT



BB - White/White



MM - Ivory/Ivory



BM - White/Ivory



BZ - White/Blue



BA - White/Yellow



BV - White/Green

METAL



BI - White/Inox



MI - Ivory/Inox



AI - Anthracite/Inox



BO - White/Gold



MO - Ivory/Gold



AO - Anthracite/Gold

WOOD



BF - White/Beech wood



BC - White/Cherry Tree



BG - White/Mahogany



BN - White/Walnut Tree



MA - Ivory/Beech wood



MC - Ivory/Cherry Tree



MG - Ivory/Mahogany



MN - Ivory/Walnut Tree



AF - Anthracite/Beech wood



AC - Anthracite/Cherry Tree


















AG - Anthracite/Mahogany






















AN - Anthracite/Walnut Tree
















- The **Sirius 70 Series** has single frames, double and triple horizontal and vertical frames.
- The **CLASSIC line** also has four-gang horizontal and vertical frames.
- The single and double rockers of the **Sirius 70 Series** assures the **protection index of IP21** to the MEC-21 mechanisms.

CONTROL DEVICES				ROCKERS AND COVER PLATES				
		Ref.	Box (Un)			Ref.	Colour	Box (Un)
	Single Pole Switch 10A - 250V	21011	10		Rocker for Switches	70601 T	BR MF AT	20
	NEW Three Circuits Switch 16A - 250V	21088	10		Triple Rockers (Three)	70661 T	BR MF AT	20
	Single Pole Switch with Orienting Light 10A - 250V	21012	10		Rocker for Lighted Switches	70602 T	BR MF AT	20
	Single Pole Switch with Pilot Lamp 10A - 250V	21013	10		Rocker for Lighted Switches/Push- buttons with Lamp Symbol	70797 T	BR MF AT	5
	Two-pole Switch 10A - 250V	21021	10		Rocker for Switches	70601 T	BR MF AT	20
					Rocker for Two-pole Switches	70608 T	BR MF AT	5
	Two-pole Switch with Pilot Lamp 10A - 250V	21023	10		Rocker for Lighted Switches	70602 T	BR MF AT	20
	Two-pole Switch with Pilot Lamp 20A 20A - 250V	21024	10		Rocker for Lighted Switches/Push- buttons with Lamp Symbol	70797 T	BR MF AT	5








Legend:
 T – Rocker, Cover Plate or Frame.
 BR – White; MF – Ivory; AT – Anthracite.
 Wiring diagrams from page 187 to 199.

CONTROL DEVICES				ROCKERS AND COVER PLATES				
		Ref.	Box (Un)			Ref.	Colour	Box (Un)
	Card-system Switch 10A - 250V (For Card type ATM, Ref. 21999)	21031	10		Cover Plate for Card-system Switch	70731 T	BR MF AT	5
	Intermediate Switch 10A - 250V	21051	10		Rocker for Switches	70601 T	BR MF AT	20
	Intermediate Switch with Orienting Light 10A - 250V	21052	10		Rocker for Lighted Switches	70602 T	BR MF AT	20
	Two Circuits Switch 10A - 250V	21061	10		Double Rockers (Pair)	70611 T	BR MF AT	20
	Two Circuits Switch 20A 20A - 250V	21065	10					
	Two-way Switch 10A - 250V	21071	10		Rocker for Switches	70601 T	BR MF AT	20
	Two-way Switch with Orienting Light 10A - 250V	21072	10		Rocker for Lighted Switches	70602 T	BR MF AT	20
	Two-way Switch with Pilot Lamp 10A - 250V	21073	10					
	Two-way Switch 20A 20A - 250V	21075	10		Rocker for Switches	70601 T	BR MF AT	20
	Pull-cord Push-button 10A - 250V	21091	10		Cover Plate for Pull-cord Push-button/Two-way Switch	70741 T	BR MF AT	5
	Pull-cord Two-way Switch 10A - 250V	21092	10					

Legend:
 T – Rocker, Cover Plate or Frame.
 BR – White; MF – Ivory; AT – Anthracite.
 Wiring diagrams from page 187 to 199.

CONTROL DEVICES				ROCKERS AND COVER PLATES				
		Ref.	Box (Un)			Ref.	Colour	Box (Un)
	Double Two-way Switch 10A - 250V	21101	10		Double Rockers (Pair)	70611 T	BR MF AT	20
	Double Two-way Switch 20A 20A - 250V	21103	10					
					Rocker for Switches	70601 T	BR MF AT	20
					Rocker for Switches with Lock Symbol	70604 T	BR MF AT	5
	Rocker Push-button 10A - 250V	21151	10		Rocker for Switches with Bell Symbol	70605 T	BR MF AT	20
					Rocker for Switches with Maid Symbol	70606 T	BR MF AT	5
					Rocker for Switches with Lamp Symbol	70607 T	BR MF AT	5
					Rocker for Lighted Switches	70602 T	BR MF AT	20
					Rocker for Lighted Switches / Push-buttons with Lock Symbol	70794 T	BR MF AT	5
	Rocker Push-button with Orienting Light (250V) 10A - 250V	21152	10		Rocker for Lighted Switches / Push-buttons with Bell Symbol	70795 T	BR MF AT	5
					Rocker for Lighted Switches / Push-buttons with Maid Symbol	70796 T	BR MF AT	5
					Rocker for Lighted Switches / Push-buttons with Lamp Symbol	70797 T	BR MF AT	5

Legend:
T – Rocker, Cover Plate or Frame.
BR – White; **MF** – Ivory; **AT** – Anthracite.
 Wiring diagrams from page 187 to 199.

CONTROL DEVICES				ROCKERS AND COVER PLATES				
	Ref.	Box (Un)		Ref.	Colour	Box (Un)		
	Rocker Push-button with Identification (250V) 10A - 250V	21155	10		Rocker for Switches with Identification Card	70603 T	BR MF AT	5
	Double Push-button 10A - 250V	21156	10		Double Rockers (Pair)	70611 T	BR MF AT	20
	Rocker Push-button and Two-way Switch 10A - 250V	21159	10					
					Rocker for Lighted Switches	70602 T	BR MF AT	20
					Rocker for Lighted Switches / Push-button with Lock Symbol	70794 T	BR MF AT	5
	Rocker Push-button with Orienting Light(12V) 6A - 12V	21162	10		Rocker for Lighted Switches / Push-button with Bell Symbol	70795 T	BR MF AT	5
					Rocker for Lighted Switches / Push-button with Maid Symbol	70796 T	BR MF AT	5
					Rocker for Lighted Switches / Push-button with Lamp Symbol	70797 T	BR MF AT	5
	Rocker Push-button with Identification (12V) 6A - 12V	21165	10		Rocker for Switches with Identification Card	70603 T	BR MF AT	5
	Venetian Double Push-button 10A - 250V With electrical blockage.	21281	10		Rockers for Venetian Push-buttons (Pair)	70612 T	BR MF AT	20
	Venetian Double Push-button 10A - 250V With normally closed contacts.	21282	10					

Legend:
T – Rocker, Cover Plate or Frame.
BR – White; **MF** – Ivory; **AT** – Anthracite.
 Wiring diagrams from page 187 to 199.

CONTROL DEVICES				ROCKERS AND COVER PLATES				
	Ref.	Box (Un)		Ref.	Colour	Box (Un)		
	Venetian Double Push-button for multiple Point Blinds Control 10A - 250V - With electrical blockage. - Allows the control of the motor from one or several points.	21283	10		Rockers for Venetian Push-buttons (Pair)	70612 T	BR MF AT	20
	Venetian Switch 10A - 250V With mechanical and electrical blockage.	21290	10					
	Venetian Switch with Mechanical Blockage 10A - 250V With mechanical Blockage and electrical Blockage.	21291	10		Rockers for Venetian Switch (Pair)	70613 T	BR MF AT	20
	Venetian Switch with Mechanical Blockage and Neutral Connection 10A - 250V With mechanical and electrical blockage.	21292	10					
	Rotary Two-way Switch 16A 16A - 250V	21301	10		Cover Plate for Rotary Push-button / Two-way Switch	70761 T	BR MF AT	5
	Rotary Switch 16A 16A - 250V	21302	10		Cover Plate for Rotary Switch	70762 T	BR MF AT	5
	Rotary Venetian Push-button 16A 16A - 250V	21303	10		Cover Plate for Rotary Push-button / Two-way Switch	70761 T	BR MF AT	5
	Dimmer / Two-way Switch of 500W - 40-500W - 230V incandescent and halogen lamps. - 100-400W - 12/24V halogen lamps of low voltage connected through magnetic lighting transformers.	21211	1					
	Electronic Dimmer / Two-way Switch of 320W 5-320W - 12/24V halogen lamps and bulbs of low voltage connected through electronic lighting transformers.	21212	1		Cover Plate for Dimmer Two-way Switch	70721 T	BR MF AT	2

Legend:
 T - Rocker, Cover Plate or Frame.
 BR - White; MF - Ivory; AT - Anthracite.
 Wiring diagrams from page 187 to 199.

CONTROL DEVICES			ROCKERS AND COVER PLATES					
	Ref.	Box (Un)		Ref.	Colour	Box (Un)		
	Key-lock Push-button 10A - 250V	21351	1		Cover Plate for Key-lock Push-button/ Two-way Switch	70351 T	BR MF AT	1
	Key-lock Two-way Switch 10A - 250V	21352	1					
	One Circuit Digital Clock Switch - Power Source: 230V~ - 50Hz - Breaking Capacity: 10A - Output Type: ON, OFF and IMPULSE	NEW 21046	1		Cover Plate for One Circuit Digital Clock Switch	70046 T	BR MF AT	1
	Two Circuits Digital Clock Switch - Power Source: 230V~ - 50Hz - Breaking Capacity: 6A + 6A - Output Type: ON, OFF and IMPULSE	NEW 21047	1		Cover Plate for Two Circuits Digital Clock Switch	70047 T	BR MF AT	1
	General Blinds Control Module with Infrared Remote Control - Power Source: 230V~ - 50Hz - Breaking Capacity: 6A - Remote control through an IR transmitter (Ref. 81901) or locally by using push-buttons. - Two programmable functions (Up/Down) - Function: "Standby"	NEW 21311	1		Cover Plate for General Blinds Control Module with Infrared Remote Control	70311 T	BR MF AT	1
	Local Blinds Control Module with Infrared Remote Control - Power Source: 230V~ - 50Hz - Breaking Capacity: 6A - Remote control through an IR transmitter (Ref. 81901) or locally by using push-buttons. - Function: "Standby"	NEW 21312	1		Cover Plate for Local Blinds Control Module with Infrared Remote Control	70312 T	BR MF AT	1
	Motion Detector of 1000W - Power Source: 230V~ - 50Hz - Sensibility Regulation - Distance: 8 meters - Detection Angle: 160°	NEW 21401	1		Cover Plate for Motion Detectors	70401 T	BR MF AT	1
	Motion Detector of 400W - Power Source: 230V~ - 50Hz - Sensibility Regulation - Distance: 8 meters - Detection Angle: 160°	NEW 21402	1					

•Wiring diagrams on page 192.

•Wiring diagrams on page 192.



















•Wiring diagrams on page 193.

•Wiring diagrams on page 193.

•Wiring diagrams on page 191.

Legend:




T – Rocker, Cover Plate or Frame.
BR – White; MF – Ivory; AT – Anthracite.
Wiring diagrams from page 187 to 199.










SOCKETS				ROCKERS AND COVER PLATES				
		Ref.	Box (Un)			Ref.	Colour	Box (Un)
	Earth Socket (French Type) 16A - 250V	21111	10		Safety Cover Plate for Earth Socket (French Type)	70652 T	BR MF AT LR VD VM	20
	Single Phase Socket 16A - 250V	21121	10		Cover Plate for Single Phase Socket	70621 T	BR MF AT	20
					Safety Cover Plate for Single Phase Socket	70622 T	BR MF AT	20
	Earth Socket (Schuko Type) 16A - 250V	21131	10		Cover Plate for Earth Socket (Schuko Type)	70631 T	BR MF AT LR VD VM	20
					Safety Cover Plate for Earth Socket (Schuko Type)	70632 T	BR MF AT LR VD VM	20
					Safety Spring Operated Cover Plate for Earth Socket (Schuko Type)	70634 T	BR MF AT	20
	Ceramic Earth Socket (French Type) 16A - 250V	21471	10		Safety Cover Plate for Earth Socket (French Type)	70652 T	BR MF AT LR VD VM	20
	Ceramic Single Phase Socket 16A - 250V	21481	10		Cover Plate for Single Phase Socket	70621 T	BR MF AT	20
					Safety Cover Plate for Single Phase Socket	70622 T	BR MF AT	20
	Ceramic Earth Socket (Schuko Type) 16A - 250V	21491	10		Cover Plate for Earth Socket (Schuko Type)	70631 T	BR MF AT LR VD VM	20
					Safety Cover Plate for Earth Socket (Schuko Type)	70632 T	BR MF AT LR VD VM	20
					Safety Spring Operated Cover Plate for Earth Socket (Schuko Type)	70634 T	BR MF AT	20






Legend:

T – Rocker, Cover Plate or Frame.

BR – White; MF – Ivory; AT – Anthracite; LR – Orange; VD – Green; VM – Red.
















SOCKETS			ROCKERS AND COVER PLATES			
	Ref.	Box (Un)		Ref.	Colour	Box (Un)
 <p style="color: red; font-weight: bold; border: 1px solid red; border-radius: 50%; padding: 2px; display: inline-block;">NEW</p> Earth Socket (Euro-USA Type) 15A - 127V/16A - 250V	21140	10		70841 T	BR MF AT LR VD VM	20
						

TERMINAL BOXES, MUSIC SOCKET, PILOT LIGHTS AND ACCESSORIES			ROCKERS AND COVER PLATES			
	Ref.	Box (Un)		Ref.	Colour	Box (Un)
 <p>Three Terminal Box 3x2,5mm2 - 250V</p>	21173	10		70671 T	BR MF AT	20
 <p>Four Terminal Box 4x2,5mm2 - 250V</p>	21174	10				
 <p>Pilot Light - To be used with Lamp ref. 81012. (page 183) - Max. 5W (E14) 250V</p>	21360	10		70781 T	IC LR VD VM	5
 <p>Stereo Music Socket Connector DIN 41529</p>	21221	10		70701 T	BR MF AT	5
 <p>Support for Blind Cover</p>	21222	10		70677 T	BR MF AT	20




DATA SOCKETS Supplied with Connectors			ROCKERS AND COVER PLATES					
	Ref.	Box (Un)		Ref.	Colour	Box (Un)		
 <p style="color: red; font-weight: bold; border: 1px solid red; border-radius: 50%; padding: 2px; display: inline-block;">NEW</p> Single RJ45 UTP Computer Socket Cat 5e	21453	10		70751 T	BR MF AT	20		
 <p style="color: red; font-weight: bold; border: 1px solid red; border-radius: 50%; padding: 2px; display: inline-block;">NEW</p> Single RJ45 UTP Computer Socket Cat 6							21455	10
 <p style="color: red; font-weight: bold; border: 1px solid red; border-radius: 50%; padding: 2px; display: inline-block;">NEW</p> Single RJ45 FTP Computer Socket Cat 5e							21443	10
 <p style="color: red; font-weight: bold; border: 1px solid red; border-radius: 50%; padding: 2px; display: inline-block;">NEW</p> Single RJ45 FTP Computer Socket Cat 6							21445	10










Legend:
 T – Rocker, Cover Plate or Frame.
 BR – White; MF – Ivory; AT – Anthracite; IC – Colourless; LR – Orange; VD – Green; VM – Red.
 Wiring diagrams from page 187 to 199.
 RJ45 Connectors from DVI Series - Wiring diagrams on page 199.

RADIO, TELEVISION, SATELLITE AND DATA SOCKETS	ROCKERS AND COVER PLATES		
--	--------------------------	--	--

STAR CONNECTION	Ref.	Box (Un)		Ref.	Colour	Box (Un)
 <p>Equalized R - TV Socket for Star Connection - Coaxial Connector ø 9,5 - 4 - 862 MHz - Attenuation ≤ 1dB</p>	21530	10				
 <p>Low Losses R-TV Socket for Star Connection - Coaxial Connector ø 9,5 - 4 - 862 MHz - Attenuation ≤ 2dB</p>	21540	10	 <p>Cover Plate for R -TV Sockets</p>	70685 T	BR MF AT	20
 <p>R TV - SAT Socket for Star Connection - Coaxial Connector ø 9,5 - 4 - 862 MHz - Attenuation ≤ 1,5dB - 950 - 2400 MHz - Attenuation ≤ 3dB - Current Flow 600 mA (DC)</p>	21550	10	 <p>Cover Plate for R TV - SAT Sockets</p>	70686 T	BR MF AT	20
 <p>R TV - DAT Socket for Star Connection - Coaxial Connector ø 9,5 - R TV - Connector "F" - DAT</p>	21560	10	 <p>Cover Plate for R TV - DAT Sockets</p>	70687 T	BR MF AT	5
SERIES CONNECTION						
 <p>Equalized R - TV Socket for Series Connection (Terminal Type) - Coaxial Connector ø 9,5 - 4 - 862 MHz - Attenuation ≤ 5dB</p>	21531	10				
 <p>Equalized R - TV Socket for Series Connection (Crossover Type) - Coaxial Connector ø 9,5 - 4 - 862 MHz - Attenuation ≤ 9dB - Flow ≤ 1.2dB</p>	21532	10	 <p>Cover Plate for R -TV Sockets</p>	70685 T	BR MF AT	20
 <p>Low Losses R-TV Socket for Series Connection (Terminal Type) - Coaxial Connector ø 9,5 - 4 - 862 MHz - Attenuation ≤ 5dB</p>	21541	10				
 <p>Low losses R-TV Socket for Series Connection (Crossover Type) - Connector Coaxial ø 9,5 - 4 - 862 MHz - Attenuation ≤ 9dB - Flow ≤ 1dB</p>	21542	10				
 <p>R TV- SAT Socket for Series Connection (Terminal Type) - Coaxial Connector ø 9,5 - 4 - 2400 MHz - Attenuation ≤ 5dB - Current Flow 600 mA (DC)</p>	21551	10				
 <p>R TV- SAT Socket for Series Connection (Crossover Type) - Coaxial Connector ø 9,5 - 4 - 2400 MHz - Attenuation ≤ 10dB - Current Flow 600 mA (DC)</p>	21552	10	 <p>Cover Plate for R TV - SAT Sockets</p>	70686 T	BR MF AT	20

Legend:
T – Rocker, Cover Plate or Frame.
BR – White; **MF** – Ivory; **AT** – Anthracite.
 Radio, Television, Satellite and Data Sockets – Technical Information from page 214 to 217.

RADIO, TELEVISION, SATELLITE AND DATA SOCKETS				ROCKERS AND COVER PLATES				
	Ref.	Box (Un)		Ref.	Colour	Box (Un)		
	R TV- DAT Socket for Series Connection (Terminal Type) - Coaxial Connector ø 9,5 - R TV - Connector "F" - DAT	21561	10		Cover Plate for R TV - DAT Sockets	70687 T	BR MF AT	5
	R TV- DAT Socket for Series Connection (Crossover Type) - Coaxial Connector ø 9,5 - R TV - Connector "F" - DAT	21562	10					

TELEPHONE SOCKETS				ROCKERS AND COVER PLATES					
	Ref.	Colour	Box (Un)		Ref.	Colour	Box (Un)		
50V---70V~									
	Telephone Socket (RITA)	21251 S*	BR MF AT	10					
	Telephone Socket (4 Conductors)	21252 S*	BR MF AT	10					
	Telephone Socket (6 Conductors)	21253 S*	BR MF AT	10		Cover Plate for Telephone Sockets	70712 T	BR MF AT	20
	GEL Telephone Socket (RITA)	21254 S*	BR MF AT	10					
	GEL Telephone Socket (4 Conductors)	21255 S*	BR MF AT	10					
	GEL Telephone Socket (6 Conductors)	21256 S*	BR MF AT	10					
8 contacts									
	T8 French Telephone Socket	21411	-	10		Cover Plate for T8 French Telephone Socket	70718 T	BR MF AT	20

Legend:

* – Supplied Semi-assembled.

S – Semi-assembled; T – Rocker, Cover Plate or Frame.









BR – White; MF – Ivory; AT – Anthracite.

Radio, Television, Satellite and Data Sockets – Technical Information from page 214 to 217.

sirius70

series








ACCESSORIES

		Ref.	Colour	Box (Un)
	Surface Mounting Box for Sirius 70 Series (To be used in installations with Trunkings of the 10 and 16 Series)	10975 A	BR MF	10
	Cover for Mechanisms Protection	21971	-	40
	Level and Mounting Accessory for MEC 21 Mechanisms	21989	-	2
	Card for Card-system Switch	21999	-	20
	Universal Cover Ring/Adaptor for 45x45 Modules (Accessory for 45x45 Series)	70881 T	BR MF AT	5
	Relay for Blinds Control - Power Source: 230V – 50Hz - Breaking Capacity: 6A - Electrical blockage. - Connect locally to Venetian Double Push-buttons (Ref. 21283). For the centralized command of the installation, connect remotely to a Venetian Double Push-button (Ref. 21283) or to a General Blinds Control (Ref. 21311). • Wiring diagrams on page 195.	81511	-	1
	Automatic Relay for Blinds Control NEW - Power Source: 230V – 50Hz - Breaking Capacity: 6A - Electrical blockage. - Connect locally to Double Push-buttons (Ref. 21156). For the centralized command of the installation, connect remotely to a Double Push-button (Ref. 21156) or to a General Blinds Control (Ref. 21311). • Wiring diagrams on page 194.	81512	-	1
	Infrared Remote Control Transmitter for Blinds Control - 4 groups of programmable functions. - It works with 2 AAA batteries, not included.	81901	-	1

Legend:

A – Accessory; T – Rocker, Cover Plate or Frame.
BR – White; MF – Ivory; AT – Anthracite.

FRAMES - CLASSIC LINE

	Ref.	Colour	Box (Un)
	70910 T	BR MF AT	20 5
	70921 T	BR MF AT	10 2
	70922 T	BR MF AT	10 2
	70931 T	BR MF AT	10 2
	70932 T	BR MF AT	10 2
	70941 T	BR MF AT	2
	70942 T	BR MF AT	2

Legend:
 T – Rocker, Cover Plate or Frame.
 BR – White; MF – Ivory; AT – Anthracite.

sirius70

series

FRAMES - CLASSIC LINE



IP44 Waterproof Plate

Ref.

70961 T

Colour

BR MF AT

Box
(Un)

10



Monoblock Cover for Single Phase Socket

70901 T

BR MF AT

20



Monoblock Cover for Earth Socket
(Schuko Type)

70902 T

BR MF AT

20



Monoblock Cover for Safety Earth Socket
(Schuko Type)

70903 T

BR MF AT




20

Legend:

T – Rocker, Cover Plate or Frame.

BR – White; MF – Ivory; AT – Anthracite.

FRAMES - AMBIENT LINE

	Ref.	Colour	Box (Un)
	70910 T	BB MM BM BZ BA BV	5
	70921 T	BB MM BM BZ BA BV	2
	70922 T	BB MM BM BZ BA BV	2
	70931 T	BB MM BM BZ BA BV	2
	70932 T	BB MM BM BZ BA BV	2

Legend:

T – Rocker, Cover Plate or Frame.

BB – White/White; MM – Ivory/Ivory; BM – White/Ivory; BZ – White/Blue; BA – White/Yellow; BV – White/Green.



White / White



BB - White/White



MM - Ivory/Ivory



BM - White/Ivory



BZ - White/Blue



BA - White/Yellow








BV - White/Green

sirius70

series

FRAMES - METAL LINE

	Ref.	Colour	Box (Un)
	70910 T	BI MI AI BO MO AO	5
	70921 T	BI MI AI BO MO AO	2
	70922 T	BI MI AI BO MO AO	2
	70931 T	BI MI AI BO MO AO	2
	70932 T	BI MI AI BO MO AO	2

Legend:

T – Rocker, Cover Plate or Frame.

BI – White/Inox; MI – Ivory/Inox; AI – Anthracite/Inox; BO – White/Gold; MO – Ivory/Gold; AO – Anthracite/Gold.



Anthracite / Gold



BI - White/
Inox



MI - Ivory/
Inox



AI - Anthracite/
Inox



BO - White/
Gold








MO - Ivory/
Gold



AO - Anthracite/
Gold

FRAMES - WOOD LINE

	Ref.	Colour	Box (Un)
	70910 T	BF MA AF BC MC AC BG MG AG BN MN AN	5
	70921 T	BF MA AF BC MC AC BG MG AG BN MN AN	2
	70922 T	BF MA AF BC MC AC BG MG AG BN MN AN	2
	70931 T	BF MA AF BC MC AC BG MG AG BN MN AN	2
	70932 T	BF MA AF BC MC AC BG MG AG BN MN AN	2

Legend:

T – Rocker, Cover Plate or Frame.

BF – White/Beech wood; MA – Ivory/Beech wood; AF – Anthracite/Beech wood; BC – White/Cherry Tree; MC – Ivory/Cherry Tree; AC – Anthracite/Cherry Tree; BG – White/Mahogany; MG – Ivory/Mahogany; AG – Anthracite/Mahogany; BN – White/Walnut Tree; MN – Ivory/Walnut Tree; AN – Anthracite/Walnut Tree.



Ivory / Cherry Tree



BF - White/Beech wood



MA - Ivory/Beech wood



AF - Anthracite/Beech wood



BG - White/Mahogany



MG - Ivory/Mahogany



AG - Anthracite/Mahogany



BC - White/Cherry Tree



MC - Ivory/Cherry Tree



AC - Anthracite/Cherry Tree



BN - White/Walnut Tree



MN - Ivory/Walnut Tree





AN - Anthracite/Walnut Tree

sirius70

series

SEMI - ASSEMBLED DEVICES (Supplied without Connectors)

	Ref.	Colour	Box (Un)
 Double RJ45 Computer Socket	70450 S (a)	BR MF AT	10
 ST Fibre Optics / F Type Socket	70459 S (a)	BR MF AT	10

COMPLETE DEVICES

	Ref.	Colour	Box (Un)
 Monoblock Earth Socket (Schuko Type) 16A - 250V	70135 C	BR MF AT	10
 Monoblock Safety Earth Socket (Schuko Type) 16A - 250V	70138 C	BR MF AT	10
 Monoblock Double Single Phase Socket 16A - 250V	70321 C	BR MF AT	10
 Monoblock Double Safety Single Phase Socket 16A - 250V	70322 C	BR MF AT	10
 Monoblock Double Earth Socket (Schuko Type) 16A - 250V	70331 C	BR MF AT	10
 Monoblock Double Safety Earth Socket (Schuko Type) 16A - 250V	70332 C	BR MF AT	10

Legend:

C – Complete Device; **S** – Semi-assembled.

BR – White; **MF** – Ivory; **AT** – Anthracite.










(a) To obtain complete or semi-assembled devices in the AMBIENT, METAL or WOOD lines, change the frames of the CLASSIC line for the frame of the chosen line
Wiring diagrams from page 187 to 199.

To be used with DVI Series (page 154 to 159).

RJ45 Connectors from DVI Series - Wiring diagrams on page 199.

Voice and Data Sockets - Technical Information from page 218 to 220.

COMPLETE DEVICES

		Ref.	Colour	Box (Un)
50V===70V~ 	Telephone Socket (RITA)	70251 C	BR MF AT	10
50V===70V~ 	Telephone Socket (4 Conductors)	70252 C	BR MF AT	10
50V===70V~ 	Telephone Socket (6 Conductors)	70253 C	BR MF AT	10
50V===70V~ 	GEL Telephone Socket (RITA)	70254 C	BR MF AT	10
50V===70V~ 	GEL Telephone Socket (4 Conductors)	70255 C	BR MF AT	10
50V===70V~ 	GEL Telephone Socket (6 Conductors)	70256 C	BR MF AT	10
	Dimmer Two-way Switch of 500W - 250V - 50Hz - 40 - 500W - 230V incandescent and halogen lamps. - 100 - 400W - 12/24V halogen lamps of low voltage connected through magnetic lighting transformers.	70211 C	BR MF AT	1
	Electronic Dimmer Two-way Switch of 320W - 250V - 50Hz - 5 - 320W - 12/24V halogen lamps and bulbs of low voltage connected through electronic lighting transformers.	70212 C	BR MF AT	1
	Key-lock Push-button 10A - 250V	70351 C	BR MF AT	1
	Key-lock Two-way Switch 10A - 250V	70352 C	BR MF AT	1

Legend:

C – Complete Device.

BR – White; **MF** – Ivory; **AT** – Anthracite.

Wiring diagrams from page 187 to 199.