

47 Series

The **47 Series** provides a harmonic solution for a wide variety of uses in houses, offices, schools, laboratories and public buildings.

It has 38 functions and can be used together with the system of cable-trunkings of EFAPEL 10 Series.


The **47 Series** has accessories that allow the horizontal, vertical and lateral mounting besides the cable-trunkings, ensuring a simple solution with a good finishing.

Like the Technical Trunkings, it is produced in the White colour - RAL 9003.

Example of the Assembly Sequence



A Versatile Solution



Vertical Mounting



Horizontal Mounting


















Lateral Mounting








Over the Cable-Trunking Mounting

47 Series



CONTROL DEVICES (Supplied semi-assembled with Frame and Rocker)		Ref.	Colour	Box (Un)
	Single Pole Switch 10A - 250V	47011 S	BR	10
	Single Pole Switch with Orienting Light 10A - 250V	47012 S	BR	10
	Single Pole Switch with Pilot Lamp 10A - 250V	47013 S	BR	10
	Intermediate Switch 10A - 250V	47051 S	BR	10
	Intermediate Switch with Orienting Light 10A - 250V	47052 S	BR	10
	Two Circuits Switch 10A - 250V	47061 S	BR	10
	Two-way Switch 10A - 250V	47071 S	BR	10
	Two-way Switch with Orienting Light 10A - 250V	47072 S	BR	10
	Two-way Switch with Pilot Lamp 10A - 250V	47073 S	BR	10
	Double Two-way Switch 10A - 250V	47101 S	BR	10
	Rocker Push-button 10A - 250V	47151 S	BR	10
	Rocker Push-button with Orienting Light (250V) 10A - 250V	47152 S	BR	10
	Rocker Push-button with Identification (250V) 10A - 250V	47155 S	BR	10
	Venetian Double Push-button 10A - 250V With electrical blockage.	47281 S	BR	10
	Venetian Switch 10A - 250V With mechanical and electrical blockage.	47290 S	BR	10

Legend:
S – Semi-assembled; **BR** – White.
 Wiring diagrams on pages 200 and 201.







SOCKETS (Supplied semi-assembled with Frame)

		Ref.	Colour	Box (Un)
	Safety Earth Socket (French Type) 16A - 250V	47112 S	BR	10
	Single Phase Socket 16A - 250V	47121 S	BR	10
	Safety Single Phase Socket 16A - 250V	47122 S	BR	10
	Earth Socket (Schuko Type) 16A - 250V	47131 S	BR LR VM	10
	Safety Earth Socket (Schuko Type) 16A - 250V	47132 S	BR LR VM	10

TERMINAL BOXES (Supplied semi-assembled with Frame)

		Ref.	Colour	Box (Un)
	Terminal Box Without Connectors.	47170 S	BR	10
	Junction Box 4 x 2,5mm2.	47201 S	BR	10

TELEPHONE SOCKETS (Supplied semi-assembled with Frame)

		Ref.	Colour	Box (Un)
				
	Telephone Socket (RITA)	47251 S	BR	10
	Telephone Socket (4 Conductors)	47252 S	BR	10
	Telephone Socket (6 Conductors)	47253 S	BR	10
				
	T8 French Telephone Socket	47411 S	BR	10





Legend:
 S – Semi-assembled.
 BR – White; LR – Orange; VM – Red.

47 Series



VOICE AND DATA SOCKETS (Supplied semi-assembled with Frame)

	Ref.	Colour	Box (Un)
 Single RJ45 Computer Socket Cat 5e UTP	47453 S	BR	1
 Single RJ45 Computer Socket Cat 6 UTP	47455 S	BR	1
 Single RJ45 Computer Socket Cat 5e FTP	47443 S	BR	1
 Single RJ45 Computer Socket Cat 6 FTP	47445 S	BR	1
 Single Fibre Computer ST Type Socket	47457 S	BR	1

RADIO, TELEVISION AND SATELLITE SOCKETS (Supplied semi-assembled with Frame)

	Ref.	Colour	Box (Un)
 Equalized R-TV Socket for Star Connection (Terminal Type) - Coaxial Connector ø 9,5 - 4 - 862 MHz - Attenuation ≤ 0,5dB	47531 S	BR	10
 Equalized R-TV Socket for Serial Connection (Crossover Type) - Coaxial Connector ø 9,5 - 4 - 862 MHz - Attenuation ≤ 6dB	47532 S	BR	10
 R TV - SAT Socket for Star Connection - Coaxial Connector ø 9,5 - 4 - 470 MHz - Attenuation ≤ 1dB - 470 - 822 MHz - Attenuation ≤ 2dB - 822 - 862 MHz - Attenuation ≤ 6dB - Current Flow 500mA (DC)	47550 S	BR	10
 Coaxial F Computer Socket	47431 S	BR	1

MUSIC SOCKET AND PILOT LIGHTS (Supplied semi-assembled with Frame)

	Ref.	Colour	Box (Un)
 Stereo Music Socket Connector DIN 41529	47221 S	BR	10
 Pilot Light - To be used with Lamp ref. 81012 (page 183). - Max. 5 W / 250V (E14)	47360 S	BI BJ BM BV	2

Legend:

S – Semi-assembled.


BR – White; BI – White/Colourless; BJ – White/Orange; BV – White/Green; BM – White/Red.

RJ45 Connectors from DVI Series - Wiring diagrams on page 199.

Voice and Data Sockets - Technical Informations from page 218 to 220.

Radio, Television, Satellite and Data Sockets – Technical Information from page 214 to 217.



ACCESSORIES FOR SURFACE MOUNTING

	Ref.	Colour	Box (Un)
 Flush Mounting Box 60x60mm	47993 A	BR	10

ADAPTERS FOR 10 SERIES TRUNKINGS

(For Lateral mounting)	Ref.	Colour	Box (Un)
 Adapter of 47 Series for 12x7 Trunking	10018 A	BR	10
 Adapter of 47 Series for 16x10 Trunking	10028 A	BR	10
 Adapter of 47 Series for 20x12,5 Trunking	10038 A	BR	10
 Adapter of 47 Series for 32x16 Trunking	10048 A	BR	10
 Adapter of 47 Series for 40x12,5 Trunking	10058 A	BR	10
 Adapter of 47 Series for 40x16 Trunking	10068 A	BR	10
 Adapter of 47 Series for 60x16 Trunking	10078 A	BR	10
 Adapter of 47 Series for 75x20 Trunking	10148 A	BR	10

(For Frontal mounting)

 Frontal Adapter of 47 Series for 60x16 Trunking	10079 A	BR	10
 Frontal Adapter of 47 Series for 75x20 Trunking	10149 A	BR	10

Legend:

A – Accessorie.

BR – White.

See 10 Series - Cable-trunkings for Electrical Installations and Telecommunications - Miniature Cable-trunkings (from page 128 to 131) and Skirt Cable-trunkings (pages 132 and 133).