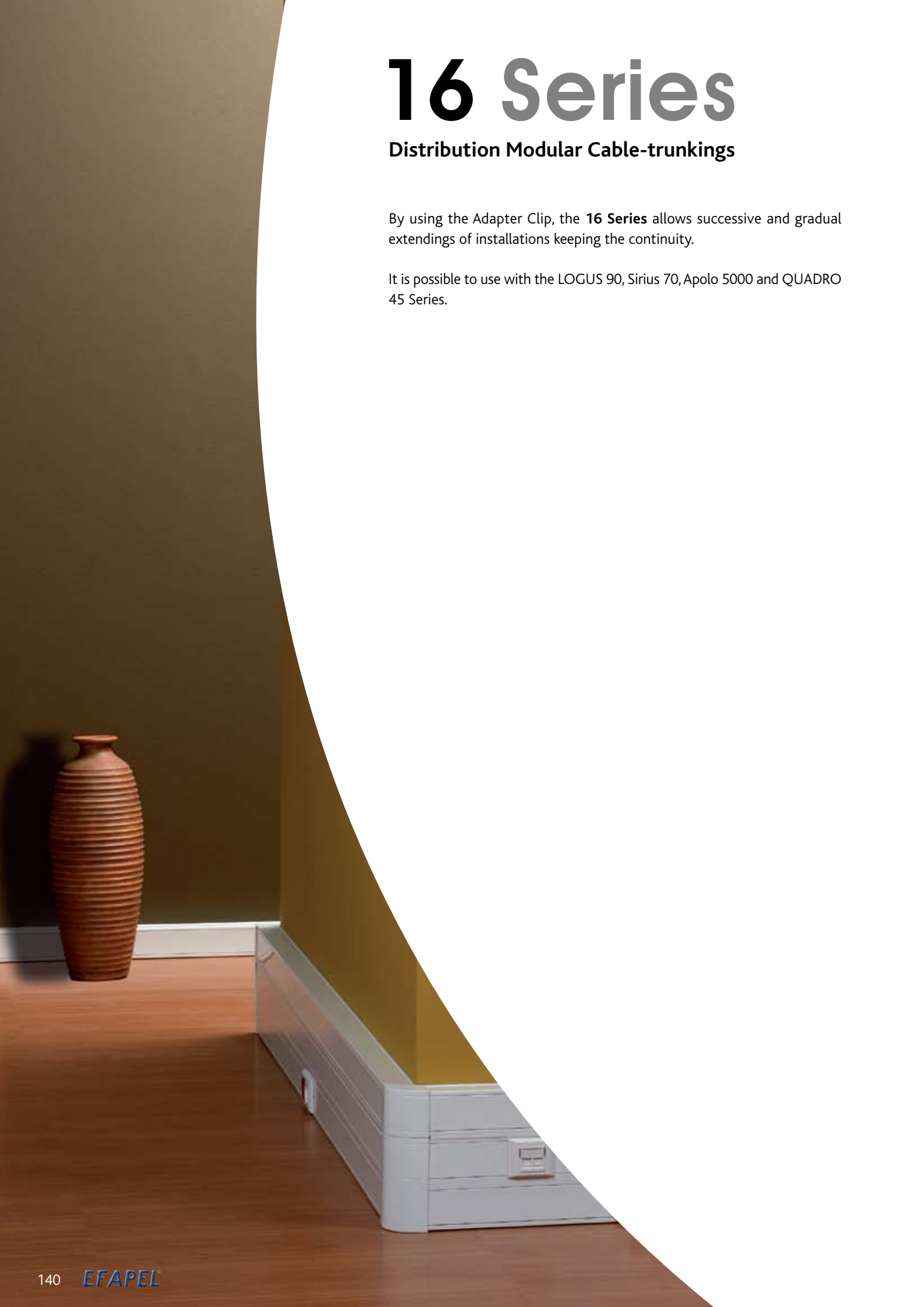


# 16 Series

## Distribution Modular Cable-trunkings

By using the Adapter Clip, the **16 Series** allows successive and gradual extendings of installations keeping the continuity.

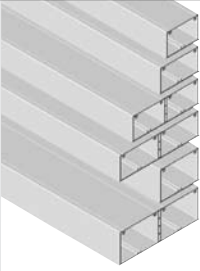



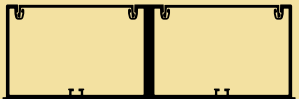
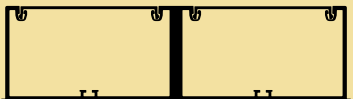

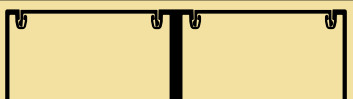
It is possible to use with the LOGUS 90, Sirius 70, Apolo 5000 and QUADRO 45 Series.



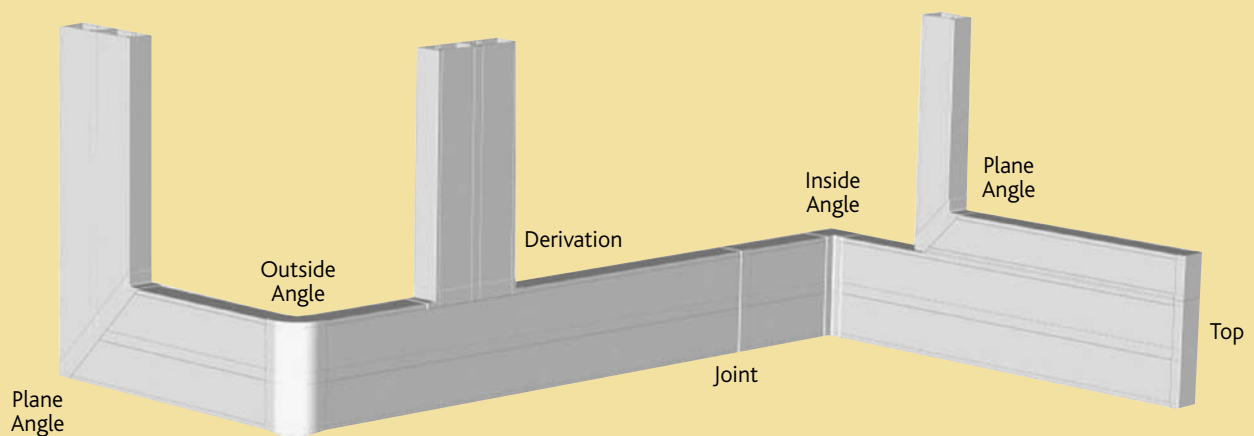


# 16 Series - Distribution Modular Cable-trunkings

## Distribution Modular Cable-trunkings













Trunkings with Covers of 60mm (L60) and 75mm (L75) Width				Accessories Description – Reference – (Box/Unit)					
Designation	Ref.			Derivation	Inside Angle	Plane Angle	Joint	Top	
75x50 Modular Trunking - Cover - L60	16010 CBR		75x50 (16 m)	16011 ABR (5 un)	16012 ABR (5 un)	16013 ABR (5 un)	16014 ABR (5 un)	16015 ABR (5 un)	
90x50 Modular Trunking - Cover - L75	16020 CBR		90x50 (16 m)	16021 ABR (5 un)	16022 ABR (5 un)	16023 ABR (5 un)	16024 ABR (5 un)	16025 ABR (5 un)	
155x50 Modular Trunking - Cover - L60	16030 CBR		155x50 (8 m)	16031 ABR (5 un)	16032 ABR (5 un)	16033 ABR (5 un)	16034 ABR (5 un)	16035 ABR (5 un)	
185x50 Modular Trunking - Cover - L75	16040 CBR		185x50 (8 m)	16041 ABR (5 un)	16042 ABR (5 un)	16043 ABR (5 un)	16044 ABR (5 un)	16045 ABR (5 un)	
90x65 Modular Trunking - Cover - L75	16050 CBR		90x65 (16 m)	16051 ABR (5 un)	16052 ABR (5 un)	16053 ABR (5 un)	16054 ABR (5 un)	16055 ABR (5 un)	
185x65 Modular Trunking - Cover - L75	16060 CBR		185x65 (8 m)	16061 ABR (5 un)	16062 ABR (5 un)	16063 ABR (5 un)	16064 ABR (5 un)	16065 ABR (5 un)	

### Complete Line of Accessories

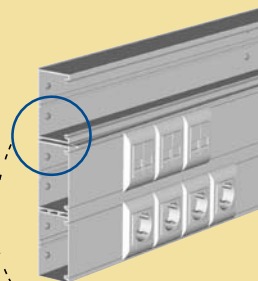



Legend:  
ABR – White Accessorie; CBR – White Complete Product.


dimensions: 75x50 / 90x50 / 155x50 / 185x50 / 90x65 / 185x65

Outside Angle	Adapter Clip	Divider	Flush Mounting Box	Semi-Flush Mounting Box	Flush Mounting Box for Italian/American Type Mechanisms	Clip for Cable Support	Single Adapter for Modules of 45x45 Series Trunkings with Covers of 60-75mm width	Double Adapter for Modules of 45x45 Series Trunkings with Covers of 60mm width	Double Adapter for Modules of 45x45 Series Trunkings with Covers of 75mm width	Triple Adapter for Modules of 45x45 Series Trunkings with Covers of 60mm width	Triple Adapter for Modules of 45x45 Series Trunkings with Covers of 75mm width
											
16016 ABR (5 un)	16971 ABR (48 m)	10099 ABR (20 m)	----	----	----	----	10986 ABR (20 un)	10951 ABR (10 un)	----	10953 ABR (10 un)	----
16026 ABR (5 un)	16971 ABR (48 m)	10099 ABR (20 m)	10984 ABR (10 un)	10985 ABR (10 un)	10971 ABR (10 un)	10987 ABR (50 un)	10986 ABR (20 un)	----	10952 ABR (10 un)	----	10954 ABR (10 un)
16036 ABR (5 un)	16971 ABR (48 m)	10099 ABR (20 m)	----	----	----	----	10986 ABR (20 un)	10951 ABR (10 un)	----	10953 ABR (10 un)	----
16046 ABR (5 un)	16971 ABR (48 m)	10099 ABR (20 m)	10984 ABR (10 un)	10985 ABR (10 un)	10971 ABR (10 un)	10987 ABR (50 un)	10986 ABR (20 un)	----	10952 ABR (10 un)	----	10954 ABR (10 un)
16056 ABR (5 un)	16971 ABR (48 m)	16972 ABR (20 m)	10984 ABR (10 un)	10985 ABR (10 un)	10971 ABR (10 un)	10987 ABR (50 un)	10986 ABR (20 un)	----	10952 ABR (10 un)	----	10954 ABR (10 un)
16066 ABR (5 un)	16971 ABR (48 m)	16972 ABR (20 m)	10984 ABR (10 un)	10985 ABR (10 un)	10971 ABR (10 un)	10987 ABR (50 un)	10986 ABR (20 un)	----	10952 ABR (10 un)	----	10954 ABR (10 un)

## Innovation




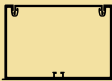
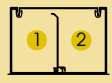
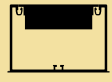
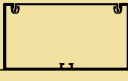
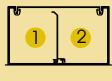

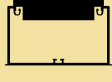
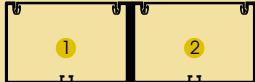
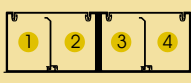

Adapter Clip for Modular Cable-trunkings  
(Ref. 16971 ABR)



# 16 Series - Distribution Modular Cable-trunkings

## Distribution Modular Cable-trunkings - Selection of Trunkings

### Trunkings with Covers of 60mm (L60) and 75mm (L75) Width

Designation	Ref.		Trunkings Characteristics				Max. Nr. Conductors H07 V-U				
			Internal Dimensions	Length	Internal Section (S)	Available Section(Su)	Max. ø Available	N° Máx. Conductores H07 V-U			
			(mm)	(m)	(mm <sup>2</sup> )	(S:1.4) (mm <sup>2</sup> )	(mm)	1.5 mm <sup>2</sup>	2.5 mm <sup>2</sup>	4 mm <sup>2</sup>	6 mm <sup>2</sup>
75x50 Modular Trunking	16010 CBR		71x46	2	3266	2333	45	297	202	161	120
75x50 Modular Trunking with 1 Divider				2	1 1630 2 1630	1164 1164	34 34	148 148	100 100	80 80	60 60
75x50 Modular Trunking with Flush Mounting Box				2	1466 a)	1047		133	90	72	54
90x50 Modular Trunking	16020 CBR		86x46	2	3956	2826	45	360	244	195	146
90x50 Modular Trunking with 1 Divider				2	1 1975 2 1975	1411 1411	40 40	180 180	122 122	97 97	73 73
90x50 Modular Trunking with Flush Mounting Box				2	2156 a)	1540		196	133	106	79
90x50 Modular Trunking with Semi-Flush Mounting Box				2	2733 a)	1952		249	169	135	101
155x50 Modular Trunking	16030 CBR		70x46 70x46	2	1 3220 2 3220	2300 2300	45 45	293 293	199 199	159 159	118 118
155x50 Modular Trunking with 2 Dividers				2	1 1607 2 1607 3 1607 4 1607	1148 1148 1148 1148	34 34 34 34	146 146 146 146	99 99 99 99	79 79 79 79	59 59 59 59
155x50 Modular Trunking with Flush Mounting Box				2	1 1420 2 1420 a)	1014 1014		129 129	87 87	70 70	52 52

**Legend:**

CBR – White Complete Product.

(a) - Section available with the biggest device.


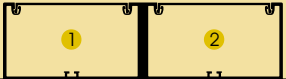
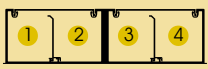
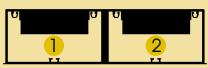

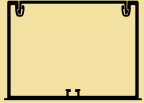



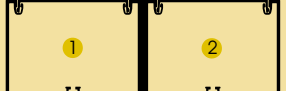
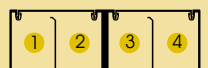


Technical Characteristics of Trunkings and Accessories on page 223.

Tables of Cables and Criteria for Trunkings Selection on page 222.

# 16 Series - Distribution Modular Cable-trunkings

## Distribution Modular Cable-trunkings - Selection of Trunkings

### Trunkings with Covers of 60mm (L60) and 75mm (L75) Width

Designation	Ref.		Trunkings Characteristics				Isolated Cables Capacity				
			Internal Dimensions	Length	Internal Section (S)	Available Section(Su)	Max. ø Available	Max. Nr. Conductors H07 V-U			
			(mm)	(m)	(mm <sup>2</sup> )	(S<1.4) (mm <sup>2</sup> )	(mm)	1.5 mm <sup>2</sup>	2.5 mm <sup>2</sup>	4 mm <sup>2</sup>	6 mm <sup>2</sup>
185x50 Modular Trunking	16040 CBR		85x46 85x46	2	1 3910 2 3910	2793 2793	45 45	356 356	241 241	193 193	144 144
185x50 Modular Trunking with 2 Dividers				2	1 1952 2 1952 3 1952 4 1952	1394 1394 1394 1394	40 40 40 40	178 178 178 178	120 120 120 120	96 96 96 96	72 72 72 72
185x50 Modular Trunking with Flush Mounting Box				2	1 2110 2 2110 a)	1507 1507		192 192	130 130	104 104	78 78
185x50 Modular Trunking with Semi-Flush Mounting Box				2	1 2687 2 2687 a)	1919 1919		244 244	166 166	133 133	99 99
90x65 Modular Trunking	16050 CBR		86x61	2	5246	3747	60	478	324	259	193
90x65 Modular Trunking with 1 Divider				2	1 2620 2 2620	1871 1871	40 40	238 238	162 162	129 129	96 96
90x65 Modular Trunking with Flush Mounting Box				2	3446 a)	2461		314	213	170	127
90x65 Modular Trunking with Semi-Flush Mounting Box				2	4023 a)	2874		366	248	199	148
185x65 Modular Trunking	16060 CBR		85x61 85x61	2	1 5185 2 5185	3704 3704	60 60	472 472	320 320	256 256	191 191
185x65 Modular Trunking with 2 Dividers				2	1 2590 2 2590 3 2590 4 2590	1850 1850 1850 1850	40 40 40 40	236 236 236 236	160 160 160 160	128 128 128 128	95 95 95 95
185x65 Modular Trunking with Flush Mounting Box				2	1 3385 2 3385 a)	2418 2418		308 308	209 209	167 167	125 125
185x65 Modular Trunking with Semi-Flush Mounting Box				2	1 3962 2 3962 a)	2830 2830		361 361	244 244	196 196	146 146

**Legend:**

**CBR** – White Complete Product.

(a) - Section available with the biggest device.

Technical Characteristics of Trunkings and Accessories on page 223.  
Tables of Cables and Criteria for Trunkings Selection on page 222.