

# QUADRO 45 series

A Professional Solution for Professionals.


The **QUADRO 45 Series** is a simple and practical option for the installation of electrical products in Technical Trunkings.

The Series has a range of products on the square format of 45x45mm and its various adapters allow their easy installation in the cable-trunkings of the 10 and 16 Series of EFAPEL.

It highlights the Pre-cabled Double and Triple Socket Blocks which makes easy and reduces the assembly time.

The **QUADRO 45 Series** also has Side and Frontal Adapters (singles, doubles and triples).

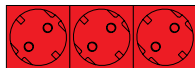
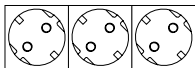
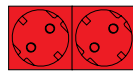
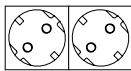
## Example of the Assembly Sequence



**NEW**

## Pre-cabled Double and Triple Sockets

### •Semi-assembled Sockets



### •Assembled Sockets

#### Complete Product = Sockets + Adapter for Trunkings



#### Main Characteristics:

- Available with and without electrical shock protection ("child protection");
- Available in 2 colours (White and Red) for an easy identification of special circuits;
- Available with our without adapters for cable-trunkings with covers of 60mm (L60) and 75mm (L75) width;
- Possible to mount in horizontal and vertical position in the Double and Triple versions;
- Pre-cabled with connections in both ends for save time during the installation;
- Cables with standard colours for an easy identification of the circuits;
- Outlets tilted 45° for the insertion of plugs with cables at 90° allowing a better organization of the cables in the vertical mounting of the sockets;
- Connections of cables with screw terminals: Allows the use of rigid and flexible cables.

# QUADRO 45

series

## SOCKETS

		Ref.	Colour	Box (Un)
	Earth Socket (Schuko Type) 16A - 250V	45131 S	BR LR VD VM	10
	Safety Earth Socket (Schuko Type) 16A - 250V	45132 S	BR LR VD VM	10
	Earth Socket (Schuko Type) with Blockage 16A - 250V With electrical shock protection.	45136 S	VM	10
	Earth Socket (Schuko Type) with Blockage and Signal Light 16A - 250V With electrical shock protection.	45137 S	VM	10
	Earth Socket (French Type) 16A - 250V	45111 S	BR LR VD VM	10
	Safety Earth Socket (French Type) 16A - 250V	45112 S	BR LR VD VM	10
	Earth Socket (French Type) with Blockage 16A - 250V With electrical shock protection.	45116 S	VM	10
	Earth Socket (French Type) with Blockage and Signal Light 16A - 250V With electrical shock protection.	45117 S	VM	10
	Earth Socket (Euro-USA Type) 15A - 127V/16A - 250V	<b>NEW</b> 45140 S	BR VM	10
	Safety Earth Socket (Euro-USA Type) 15A - 127V/16A - 250V	<b>NEW</b> 45142 S	BR VM	10

## PRE-CABLED DOUBLE AND TRIPLE SOCKETS

		Ref.	Colour	Box (Un)
	Block of Two Earth Sockets (Schuko Type) 16A - 250V	<b>NEW</b> 45190 S	BR VM	10
	Block of Two Safety Earth Sockets (Schuko Type) 16A - 250V	<b>NEW</b> 45192 S	BR VM	10
	Block of Two Earth Sockets (French Type) 16A - 250V	<b>NEW</b> 45191 S	BR VM	10
	Block of Two Safety Earth Sockets (French Type) 16A - 250V	<b>NEW</b> 45193 S	BR VM	10

Legend:  
S – Semi-assembled.  
BR – White; LR – Orange; VD – Green; VM – Red.

## PRE-CABLED DOUBLE AND TRIPLE SOCKETS



	Ref.	Colour	Box (Un)
Block of Three Earth Sockets (Schuko Type) 16A - 250V	<b>NEW</b> 45194 S	BR VM	10
Block of Three Safety Earth Sockets (Schuko Type) 16A - 250V	<b>NEW</b> 45196 S	BR VM	10
Block of Three Earth Sockets (French Type) 16A - 250V	<b>NEW</b> 45195 S	BR VM	10
Block of Three Safety Earth Sockets (French Type) 16A - 250V	<b>NEW</b> 45197 S	BR VM	10

## MONOBLOCK SOCKETS FOR TRUNKINGS WITH COVERS OF 60mm (L60) AND 75mm (L75) WIDTH



	Ref.	Colour	Box (Un)
Monoblock Earth Socket (Schuko Type) with Adapter for Trunkings with Covers of 60-75mm width 16A - 250V	<b>NEW</b> 45135 C	BR VM	10
Monoblock Safety Earth Socket (Schuko Type) with Adapter for Trunkings with Covers of 60-75mm width 16A - 250V	<b>NEW</b> 45138 C	BR VM	10
Monoblock Earth Socket (French Type) with Adapter for Trunkings with Covers of 60-75mm width 16A - 250V	<b>NEW</b> 45115 C	BR VM	10
Monoblock Safety Earth Socket (French Type) with Adapter for Trunkings with Covers of 60-75mm width 16A - 250V	<b>NEW</b> 45118 C	BR VM	10

## MONOBLOCK SOCKETS FOR TRUNKINGS WITH COVERS OF 60mm (L60) WIDTH



	Ref.	Colour	Box (Un)
Block of Two Earth Sockets (Schuko Type) with Adapters for Trunkings with Covers of 60mm width 16A - 250V	<b>NEW</b> 45270 C	BR VM	10
Block of Two Safety Earth Sockets (Schuko Type) with Adapters for Trunkings with Covers of 60mm width 16A - 250V	<b>NEW</b> 45273 C	BR VM	10
Block of Two Earth Sockets (French Type) with Adapters for Trunkings with Covers of 60mm width 16A - 250V	<b>NEW</b> 45272 C	BR VM	10
Block of Two Safety Earth Sockets (French Type) with Adapters for Trunkings with Covers of 60mm width 16A - 250V	<b>NEW</b> 45274 C	BR VM	10

**Legend:**

C – Complete Device; S – Semi-assembled.

BR – White; VM – Red.

Trunkings with Covers of L60 and L75mm width on pages 136-137 and 142-143.

# QUADRO 45

series

## MONOBLOCK SOCKETS FOR TRUNKINGS WITH COVERS OF 60mm (L60) WIDTH



Block of Three Earth Sockets (Schuko Type)  
with Adapters for Trunkings with Covers of 60mm width  
16A - 250V

**NEW**

45275 C

Colour

BR VM

Box  
(Un)

10

Block of Three Safety Earth Sockets (Schuko Type)  
with Adapters for Trunkings with Covers of 60mm width  
16A - 250V

**NEW**

45277 C

BR VM

10

Block of Three Earth Sockets (French Type)  
with Adapters for Trunkings with Covers of 60mm width  
16A - 250V

**NEW**

45276 C

BR VM

10

Block of Three Safety Earth Sockets (French Type)  
with Adapters for Trunkings with Covers of 60mm width  
16A - 250V

**NEW**

45278 C

BR VM

10

## MONOBLOCK SOCKETS FOR TRUNKINGS WITH COVERS OF 75mm (L75) WIDTH



Block of Two Earth Sockets (Schuko Type)  
with Adapters for Trunkings with Covers of 75mm width  
16A - 250V

**NEW**

45260 C

Colour

BR VM

Box  
(Un)

10

Block of Two Safety Earth Sockets (Schuko Type)  
with Adapters for Trunkings with Covers of 75mm width  
16A - 250V

**NEW**

45262 C

BR VM

10

Block of Two Earth Sockets (French Type)  
with Adapters for Trunkings with Covers of 75mm width  
16A - 250V

**NEW**

45261 C

BR VM

10

Block of Two Safety Earth Sockets (French Type)  
with Adapters for Trunkings with Covers of 75mm width  
16A - 250V

**NEW**

45263 C

BR VM

10

Block of Two Earth Sockets (Schuko Type)  
with Adapters for Trunkings with Covers of 75mm width  
16A - 250V

**NEW**

45264 C

BR VM

10

Block of Two Safety Earth Sockets (Schuko Type)  
with Adapters for Trunkings with Covers of 75mm width  
16A - 250V

**NEW**

45266 C

BR VM

10

Block of Three Earth Sockets (Schuko Type)  
with Adapters for Trunkings with Covers of 75mm width  
16A - 250V

**NEW**

45265 C

BR VM

10

Block of Three Safety Earth Sockets (Schuko Type)  
with Adapters for Trunkings with Covers of 75mm width  
16A - 250V

**NEW**

45267 C

BR VM

10

### Legend:

C – Complete Device; S – Semi-assembled.






BR – White; VM – Red.

Trunkings with Covers of L60 and L75mm width on pages 136-137 and 142-143.

## VOICE AND DATA SOCKETS

	Ref.	Colour	Box (Un)
 Module with 1 RJ11 Category 3 Connector	45972 S	BR	5
 Module with 1 ST Fibre Optic Connector	45974 S	BR	5
 Module with 1 RJ45 Category 5e UTP Connector	45975 S	BR	5
 Module with 1 RJ45 Category 6 UTP Connector	45978 S	BR	5
 Module with 1 RJ45 Category 5e FTP Connector	45985 S	BR	5
 Module with 1 RJ45 Category 6 FTP Connector	45988 S	BR	5

## ACCESSORIES FOR VOICE AND DATA SOCKETS

	Ref.	Colour	Box (Un)
 Mask Module (Without connectors) Single Face Plate for ST Fibre Optic Connectors	45970 S	BR	5
 Module for Two RJ Connectors (Without connectors) One F Type Coaxial Connector	45971 S	BR	10
 Module for One RJ Connector (Without connectors) One F Type Coaxial Connector	<b>NEW</b> 45976 S	BR	10
 Module for One RJ45 Connector (Without connectors) One F Type Coaxial Connector	45977 S	BR	20
 Module with One Coaxial Type F Connector	45979 S	BR	5

**Legend:**

S – Semi-assembled.

BR – White.




Voice and Data Sockets - Technical Information from page 218 to 220.

DVI Series RJ45 Connectors - Wiring Diagrams on page 199.




# QUADRO 45

series





## RADIO, TELEVISION AND SATELLITE SOCKETS

	Ref.	Colour	Box (Un)
 <p>Equalized R - TV Socket for Series Connection (Terminal Type) - Coaxial Connector ø 9,5 - 4 - 862 MHz - Attenuation ≤ 0,5dB</p>	45531 S	BR	10
 <p>Equalized R - TV Socket for Series Connection (Crossover Type) - Coaxial Connector ø 9,5 - 4 - 862 MHz - Attenuation ≤ 6dB</p>	45532 S	BR	10
 <p>R TV - SAT Socket for Star Connection - Coaxial Connector ø 9,5 - 4 - 470 MHz - Attenuation ≤ 1dB - 470 - 822 MHz - Attenuation ≤ 2dB - 822 - 862 MHz - Attenuation ≤ 6dB</p>	45550 S	BR	10


## BLINDS CONTROL MODULES WITH INFRARED REMOTE CONTROL

	Ref.	Colour	Box (Un)
 <p>General Blinds Control Module with Infrared Remote Control <b>NEW</b></p>	45311 S	BR	1
 <p>Local Blinds Control Module with Infrared Remote Control <b>NEW</b></p>	45312 S	BR	1
 <p>Infrared Remote Control Transmitter For Blinds Control</p>	81901	-	1

## ELECTRONIC CONTROLS

	Ref.	Colour	Box (Un)
 <p>One Circuit Digital Clock Switch <b>NEW</b></p>	45046 S	BR	1
 <p>Two Circuits Digital Clock Switch <b>NEW</b></p>	45047 S	BR	1
 <p>Motion Detector of 1000 W <b>NEW</b></p>	45401 S	BR	1
 <p>Motion Detector of 400W <b>NEW</b></p>	45402 S	BR	1

## POWER SUPPLIES

	Ref.	Colour	Box (Un)
 <p>Power Supply Module 230V~/15Vdc - 5W <b>NEW</b> Capacity to supply 1 Mono or Stéreo Sound Control Unit.</p>	45380 S	BR	1

**Legend:**

S - Semi-assembled.

BR - White.




Blinds Control Modules with Infrared Remote Control - Wiring diagrams from page 191 to 192.

Radio, Television, Satellite and Data Sockets - Technical Information from page 214 to 217.









Power Supplies, Modular Sound Central Units and Sound Control Units - Wiring diagrams from page 204 to 209.

Consult the Selection Guide of Installation of the Jazz Light Series on page 82.



## MODULAR SOUND CENTRAL UNITS

			Ref.	Colour	Box (Un)
	1 Stereo Channel Modular Sound Central Unit	<b>NEW</b>	45391 S	BR	1
	1 Stereo Channel Modular Sound Central Unit with FM Tuner	<b>NEW</b>	45392 S	BR	1
	3 Stereo Channels Auxiliary Input Module	<b>NEW</b>	45393 S	BR	1

## SOUND CONTROL UNITS

			Ref.	Colour	Box (Un)
	1 Stereo Channel Sound Control Unit with FM Tuner, Alarm Clock and Infrared Remote Control	<b>NEW</b>	45370 S	BR	1
	1 Stereo Channel Sound Control Unit with FM Tuner and Alarm Clock	<b>NEW</b>	45379 S	BR	1
	1 Stereo Channel Sound Control Unit with FM Tuner	<b>NEW</b>	45377 S	BR	1
	1 Mono Channel Sound Control Unit with FM Tuner	<b>NEW</b>	45373 S	BR	1
	4 Mono Channels Sound Control Unit with FM Tuner	<b>NEW</b>	45378 S	BR	1
	1 Stereo Channel Sound Control Unit	<b>NEW</b>	45372 S	BR	1
	1 Mono Channel Sound Control Unit	<b>NEW</b>	45371 S	BR	1
	4 Mono Channels Sound Control Unit	<b>NEW</b>	45374 S	BR	1

## COMPLEMENTARY SOUND CONTROL UNITS

			Ref.	Colour	Box (Un)
	4 Stereo Channels Selector Module	<b>NEW</b>	45385 S	BR	1
	Digital Volume Control Module	<b>NEW</b>	45386 S	BR	1

**Legend:**

S – Semi-assembled; BR – White.



Dimensions: 45x45

Power Supplies, Modular Sound Central Units and Sound Control Units - Wiring diagrams from page 204 to 209. Consult the Selection Guide of Installation of the Jazz Light Series on page 82.








# QUADRO 45

series

## OTHER ACCESSORIES

		Ref.	Colour	Box (Un)
	Adapter for 45x45 Modules to Electrical Panels	45990 A	BR	10
	Blocking Pin for 45x45 Series Sockets	45991	-	25

## FRONTAL ADAPTERS

		Ref.	Colour	Box (Un)
	Single Adapter for 45x45 Modules to Trunkings with Covers of 60-75mm width	10986 A	BR	20
	Double Adapter for 45x45 Modules to Trunkings with Covers of 60mm width	10951 A	BR	10
	Double Adapter for 45x45 Modules to Trunkings with Covers of 75mm width	10952 A	BR	10
	Triple Adapter for 45x45 Modules to Trunkings with Covers of 60mm width	10953 A	BR	10
	Triple Adapter for 45x45 Modules to Trunkings with Covers of 75 mm width	10954 A	BR	10
	Frontal Adapter for 45x45 Modules to 60x16 Trunking	10988 A	BR	10
	Frontal Adapter for 45x45 Modules to 75x20 Trunking	10989 A	BR	10









**Legend:**

**A** – Accessory.

**BR** – White.

Consult the Selection Table for Frontal Adapters on page 118.

## LATERAL ADAPTERS

		Ref.	Colour	Box (Un)
	Lateral Adapter for 45x45 Modules to 12x7 Trunking	10961 A	BR	10
	Lateral Adapter for 45x45 Modules to 16x10 Trunking	10962 A	BR	10
	Lateral Adapter for 45x45 Modules to 20x12,5 Trunking	10963 A	BR	10
	Lateral Adapter for 45x45 Modules to 32x16 Trunking	10964 A	BR	10
	Lateral Adapter for 45x45 Modules to 40x12,5 Trunking	10965 A	BR	10
	Lateral Adapter for 45x45 Modules to 40x16 Trunking	10966 A	BR	10
	Lateral Adapter for 45x45 Modules to 60x16 Trunking	10967 A	BR	10
	Lateral Adapter for 45x45 Modules to 75x20 Trunking	10968 A	BR	10

**Legend:**

A – Accessory.

BR – White.


Consult the Selection Table for Lateral Adapters on page 119.

## ADAPTERS FOR TRUNKINGS

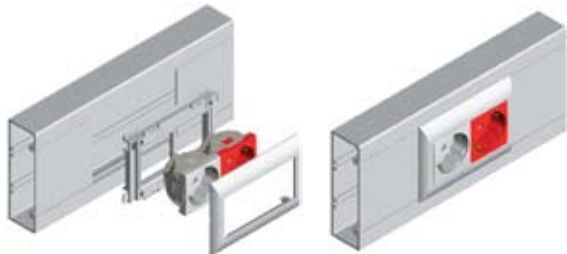
The QUADRO 45 Series has a complete range of adapters for the installation of any 45x45 devices in the trunkings of the 10 and 16 Series of EFAPEL.

### FRONTAL ADAPTERS


Selection Table for Frontal Adapters



Trunkings		SINGLE Adapter
10080 CBR	110x34 Trunking	10986 ABR
10090 CBR	110x34 Trunking	
16010 CBR	75x50 Modular Trunking	
16020 CBR	90x50 Modular Trunking	
16030 CBR	155x50 Modular Trunking	
16040 CBR	185x50 Modular Trunking	
16050 CBR	90x65 Modular Trunking	
16060 CBR	185x65 Modular Trunking	10988 ABR
10070 CBR	60x16 Trunking	
10170 CBR	60x16 Trunking without division	10989 ABR
10140 CBR	75x20 Trunking	




Trunkings		DOUBLE Adapter
16010 CBR	75x50 Modular Trunking	10951 ABR
16030 CBR	155x50 Modular Trunking	
10080 CBR	110x34 Trunking	10952 ABR
10090 CBR	110x50 Trunking	
16020 CBR	90x50 Modular Trunking	
16040 CBR	185x50 Modular Trunking	
16050 CBR	90x65 Modular Trunking	
16060 CBR	185x65 Modular Trunking	



Trunkings		TRIPLE Adapter
16010 CBR	75x50 Modular Trunking	10953 ABR
16030 CBR	155x50 Modular Trunking	
10080 CBR	110x34 Trunking	10954 ABR
10090 CBR	110x50 Trunking	
16020 CBR	90x50 Modular Trunking	
16040 CBR	185x50 Modular Trunking	
16050 CBR	90x65 Modular Trunking	
16060 CBR	185x65 Modular Trunking	

## LATERAL ADAPTERS

Selection Table for Lateral Adapters



Trunkings		Adapter
10010 CBR	12x7 Trunking	10961 ABR
10010 FBR	12x7 Trunking with Adhesive Tape	
10020 CBR	16x10 Trunking	10962 ABR
10020 FBR	16x10 Trunking with Adhesive Tape	
10030 CBR	20x12,5 Trunking	10963 ABR
10030 FBR	20x12,5 Trunking with Adhesive Tape	
10040 CBR	32x16 Trunking	10964 ABR
10040 FBR	32x16 Trunking with Adhesive Tape	
10050 CBR	40x12,5 Trunking	10965 ABR
10050 FBR	40x12,5 Trunking with Adhesive Tape	
10150 CBR	40x12,5 Trunking with Adhesive Tape	
10150 FBR	40x12,5 Trunking without divider with Adhesive Tape	
10060 CBR	40x16 Trunking	10966 ABR
10060 FBR	40x16 Trunking with Adhesive Tape	
10160 CBR	40x16 Trunking without divider	
10160 FBR	40x16 Trunking without divider with Adhesive Tape	
10070 CBR	60x16 Trunking	10967 ABR
10170 CBR	60x16 Trunking without divider	
10140 CBR	75x20 Trunking	10968 ABR