

# mec 21

series

Developed and manufactured with top technology and modern materials, the **MEC 21 Series** is composed by 108 main functions that allow executing electrical installations guaranteeing quality, functionality, fast installation and security.


**The mechanisms MEC 21 were designed to allow the installation of all the Flush-Mounting Series of EFAPEL.**

With only one mechanism, the **MEC 21 Series** allows the Professional to build the installation first, giving to the Customer the choice to personalise his space with the different finishing of the LOGUS 90, Sirius 70 and Apolo 5000 Series.


The Professional can protect the electrical installation during the period when the Customer thinks about the decoration by using the **Cover for Mechanisms Protection**, which protects the mechanism during the painting or the wallpaper application, the cleaning and the final finishing.

In the case of remodelling or decorating your space, the mechanisms of the **MEC 21 Series** goes with your mood, facilitating the easy and perfect fast change of the selected finishing of the Flush Mounting Series.

All the mechanisms of the **MEC 21 Series** are produced in accordance with international standards and, according to their final destination, they have certificates issued by **CERTIF** (Portugal), **VDE** (Germany), **NF** (France), **CEBEC** (Belgium) , **KEMA-KEUR** (The Netherlands) and **GOST** (Russia), among others.



## New Functions



Three Circuits Switch



Single RJ45 Computer Socket




Motion Detector



General Blinds Control Module


## Quick and Easy Installation



### Value-Added Connections

- Fast connection up to 10A.
- Connection with screws up to 20A.
- Electrical diagrams engraved in the mechanism.

### Hidden Claws



- For Avoid elastic/springs.
- Do not hurt the hands.
- Do not hurt the insulation of the cables at the time of the installation of the mechanism.

### Compact Mechanism



- More space for the wirings.
- Improved accommodation of the cables inside the wall-box.

## Security



- Mechanism fully isolated.
- Visual verification of the internal position of the cable inside of the mechanism.
- Access for testing with voltage-testers without dismantling the mechanism.
- Active parts not accessible.

## Finishing with Quality



- Easy alignment and levelling of the mechanisms by using the **Level and Mounting Accessory**.
- Ensuring the right alignment of the mechanisms in double, triple, quadruple or quintuple montages.




- **Cover for Mechanisms Protection:** accessory to protect the mechanisms at time of the painting, wallpaper application, cleaning and final finishing.


## Diversity of Functions

108 Functions that meets the needs of electrical installations in the most diverse segments of applications.


Some examples:



Single Pole Switch



Two Circuits Switch




Three Circuits Switch




Card-system  
Switch




Pull-Cord Push-button  
Switch



Rotary Switch



Dimmer / Two-way switch



Earth Socket  
(Schuko type)




Telephone Socket



R - TV Socket



Single RJ45 Computer Socket



Digital Clock Switch




General Blinds Control Module



Motion Detector

# How to MOUNT our PRODUCTS



## 1. Selection of the Reference:

To make your order, you only need to choose:

- The reference of the **Mechanism** of the function that you need;
- The reference of the **Frame** of the chosen Series **decoration/finishing**;
- The reference of the **Rocker/Cover Plate** applicable of the chosen mechanism in the selected Series;

### Example: Simple Switch Series LOGUS 90

- Mechanism - Ref. 21011;
- Frame - Ref. 90910 TXX;
- Rocker - Ref. 90601 TXX.

## 2. Selection of Decoration/Finishing:

To choose the decoration/finishing in the selected Series, you only need to add a two-letter suffix with the colour/finishing you need.

For this purpose, you can consult our Decoration/Finishing Chart or our Catalogues.

### Example: Simple Pole Switch Series LOGUS 90 finished with Metal Inox / Aluminium

- Mechanism - Ref. 21011;
- Frame - Ref. 90910 TIA.
- Rocker - Ref. 90601 TAL;





LOGUS 90 Series - BASE Line	
<b>BR</b>	- White
<b>MF</b>	- Ivory
LOGUS 90 Series - AQUARELLA Line	
<b>CE</b>	- Ice
<b>PE</b>	- Pearl
<b>AL</b>	- Aluminium
<b>IS</b>	- Gray
LOGUS 90 Series - CRYSTAL Line	
<b>CG</b>	- Cristal/Ice
<b>CP</b>	- Cristal/Pearl
<b>CA</b>	- Cristal/Aluminium
<b>CS</b>	- Cristal/Gray
LOGUS 90 Series - METALLO Line	
<b>TP</b>	- Titanium/Pearl
<b>IA</b>	- Inox/Aluminium
<b>OP</b>	- Gold/Pearl
<b>QS</b>	- Nickel/Gray
<b>US</b>	- Aluminium/Gray
<b>RS</b>	- Chrome/Gray
LOGUS 90 Series - ARBORE Line	
<b>FP</b>	- Beech Wood/Pearl
<b>JP</b>	- Cherry Tree/Pearl
<b>MS</b>	- Mahogany/Gray
<b>NA</b>	- Walnut Tree/Aluminium
LOGUS 90 Series - PETRA Line	
<b>GG</b>	- Granite/Ice
<b>GP</b>	- Granite/Pearl
<b>GA</b>	- Granite/Aluminium
<b>GS</b>	- Granite/Gray

Sirius 70 Series CLASSIC Line	
<b>BR</b>	- White
<b>MF</b>	- Ivory
<b>AT</b>	- Anthracite
Sirius 70 Series AMBIENT Line	
<b>BB</b>	- White/White
<b>MM</b>	- Ivory/Ivory
<b>BM</b>	- White/Ivory
<b>BZ</b>	- White/Blue
<b>BA</b>	- White/Yellow
<b>BV</b>	- White/Green
Sirius 70 Series METAL Line	
<b>BI</b>	- White/Inox
<b>MI</b>	- Ivory/Inox
<b>AI</b>	- Anthracite/Inox
<b>BO</b>	- White/Gold
<b>MO</b>	- Ivory/Gold
<b>AO</b>	- Anthracite/Gold
Sirius 70 Series WOOD Line	
<b>BF</b>	- White/Beech Wood
<b>MA</b>	- Ivory/Beech Wood
<b>AF</b>	- Anthracite/Beech Wood
<b>BC</b>	- White/Cherry Tree
<b>MC</b>	- Ivory/Cherry Tree
<b>AC</b>	- Anthracite/Cherry Tree
<b>BG</b>	- White/Mahogany
<b>MG</b>	- Ivory/Mahogany
<b>AG</b>	- Anthracite/Mahogany
<b>BN</b>	- White/Walnut Tree
<b>MN</b>	- Ivory/Walnut Tree
<b>AN</b>	- Anthracite/Walnut Tree

Apolo 5000 Series METALLIZED Line	
<b>PR</b>	- Silver
<b>GR</b>	- Graphite
<b>PL</b>	- Platinum
<b>CH</b>	- Champagne
Apolo 5000 Series STANDARD Line	
<b>BR</b>	- White
<b>MF</b>	- Ivory
<b>PT</b>	- Black

## DECORATION /FINISHING CHART

# Install Now and Protect. Decorate Later!!

MECHANISM	SERIES	FRAMES	DECORATION /FINISHING
	 <p>LOGUS 90</p>	<ul style="list-style-type: none"> <li>- Single Frame</li> <li>- Double Frames</li> <li>- Triple Frames</li> <li>- Four-Gang Frames</li> <li>- Five-Gang Frames (Only available in the BASE and AQUARELLA Lines)</li> </ul>	<p>BASE AQUARELLA CRYSTAL METALLO ARBORE PETRA</p>
 <p>MEC 21 ONLY ONE MECHANISM</p>	 <p>SIRIUS 70</p>	<ul style="list-style-type: none"> <li>- Single Frame</li> <li>- Double Frames</li> <li>- Triple Frames</li> <li>- Four-Gang Frames (Only available in the CLASSIC Line)</li> </ul>	<p>CLASSIC AMBIENT METAL WOOD</p>
	 <p>APOLO 5000</p>	<ul style="list-style-type: none"> <li>- Single Frame</li> <li>- Double Frames</li> <li>- Triple Frames</li> <li>- Four-Gang Frames</li> </ul>	<p>STANDARD METALLIZED</p>

**NEW**

In this catalogue, we intend to facilitate the selection to our Customer by using new tables that present the mechanisms with their respective rockers and/or cover plates.