





# Accessories for Electrical Installations

Various and useful products day-by-day work and for remodelling or fixing of electrical installations.

















# Accessories for Electrical Installations




## LAMPS

		Ref.	Colour	Box (Unit)
	Large E14 - 5W Lamp 250V	81011	-	10
	Small E14 - 5W Lamp 250V	81012	-	10

## PLASTIC FITTINGS


		Ref.	Colour	Box (Unit)
	5mm Fitting (100 units)	81052	-	1
	5mm Fitting (500 units)	81053	-	1
	5mm Fitting (1000 units)	81054	-	1
	5mm Fitting (5000 units)	81055	-	1
	6mm Fitting (100 units)	81062	-	1
	6mm Fitting (500 units)	81063	-	1
	6mm Fitting (1000 units)	81064	-	1
	6mm Fitting (5000 units)	81065	-	1
	8mm Fitting (100 units)	81082	-	1
	8mm Fitting (500 units)	81083	-	1
	8mm Fitting (1000 units)	81084	-	1
	10mm Fitting (100 units)	81102	-	1
	10mm Fitting (500 units)	81103	-	1
	10mm Fitting (1000 units)	81104	-	1

## LAMP-HOLDERS


		Ref.	Colour	Box (Unit)
	E27 Lamp-holder for Ceiling Application	81201	-	20
	E27 Lamp-holder for Luminaries	81211	-	20
	E27 Lamp-holder for Table Lamps	81221	-	20

# Accessories for Electrical Installations

## LAMP-HOLDERS

	Ref.	Colour	Box (Unit)
 <p>E27 Base Lamp-holder</p>	81251	-	10

## PLUGS

	Ref.	Colour	Box (Unit)
 <p>Male 2P Plug 6A - 250V</p>	81501	-	20
 <p>Male Schuko Plug 16A - 250V</p>	81502	-	20
 <p>Male Schuko Plug 16A - 250V With Input 90°</p>	81503	-	20
 <p>Female Schuko Plug 16A - 250V</p>	81504	-	20
 <p>Triple Schuko Adapter 16A - 250V With Linear Outputs</p>	81505	-	5
 <p>Triple Schuko Adapter 16A - 250V With 90° Outputs</p>	81506	-	10
 <p>Double Schuko Adapter 16A - 250V With 90° Outputs</p>	81507	-	5

## MULTIPLE OUTLET SOCKETS




	Ref.	Colour	Box (Unit)
 <p>Triple Outlets Schuko Sockets 16A - 250V With cable 3x2,5mm2 - Lenght 1,5m</p>	81601	-	5
 <p>Triple Outlets Schuko Sockets 16A - 250V With cable 3x2,5mm2 - Lenght 3m</p>	81602	-	5
 <p>Triple Outlets Schuko Sockets 16A - 250V With cable 3x2,5mm2 - Lenght 5m</p>	81603	-	4
 <p>Six Outlets Schuko Sockets 16A - 250V With cable 3x2,5mm2 - Lenght 1,5m</p>	81701	-	5
<p>Six Outlets Schuko Sockets 16A - 250V With cable 3x2,5mm2 - Lenght 3m</p>	81702	-	5
<p>Six Outlets Schuko Sockets 16A - 250V With cable 3x2,5mm2 - Lenght 5m</p>	81703	-	5

# Accessories for Electrical Installations

## EXTENSION CORDS

	Ref.	Colour	Box (Unit)	
	Extension Cord 6A - 250V With cable 3x2,5mm2 - Lenght 3m	81801	-	5
	Extension Cord 6A - 250V With cable 3x2,5mm2 - Lenght 5m	81802	-	5
	Extension Cord 16A - 250V With cable 3x2,5mm2 - Lenght 1,5m	81803	-	5
	Extension Cord 16A - 250V With cable 3x2,5mm2 - Lenght 3m	81804	-	5
	Extension Cord 16A - 250V With cable 3x2,5mm2 - Lenght 5m	81805	-	5
	Extension Cord 16A - 250V With cable 3x2,5mm2 - Lenght 10m	81806	-	5
	Extension Cord 16A - 250V With cable 3x2,5 mm2 - Lenght 15m	81807	-	5
	Extension Cord for Irons 16A - 250V Length 2m	81808	-	5

## BLINDS ACCESSORIES

	Ref.	Colour	Box (Unit)	
	<p>Relay for Blinds Control</p> <ul style="list-style-type: none"> <li>- Power Source: 230V – 50Hz</li> <li>- Breaking Capacity: 6A</li> <li>- Electrical blockage.</li> <li>- Connect locally to Venetian Push-buttons (Ref. 21283).</li> </ul> <p>For the centralized command of the installation, connect remotely to a Venetian Push-button (Ref. 21283) or to a General Blinds Control (Ref. 21311).</p> <p>• Wiring diagrams on page 195.</p>	81511	-	1
	<p>Automatic Relay for Blinds Control</p> <p><b>NEW</b></p> <ul style="list-style-type: none"> <li>- Power Source: 230V – 50Hz</li> <li>- Breaking Capacity: 6A</li> <li>- Electrical blockage.</li> <li>- Connect locally to Double Push-buttons (Ref. 21156).</li> </ul> <p>For the centralized command of the installation, connect remotely to a Double Push-button (Ref. 21156) or to a General Blinds Control (Ref. 21311).</p> <p>• Wiring diagrams on page 194.</p>	81512	-	1
	<p>Infrared Remote Control Transmitter for Blinds Control</p> <ul style="list-style-type: none"> <li>- 4 groups of programmable functions.</li> <li>- It works with 2 AAA batteries, not included.</li> </ul>	81901	-	1